

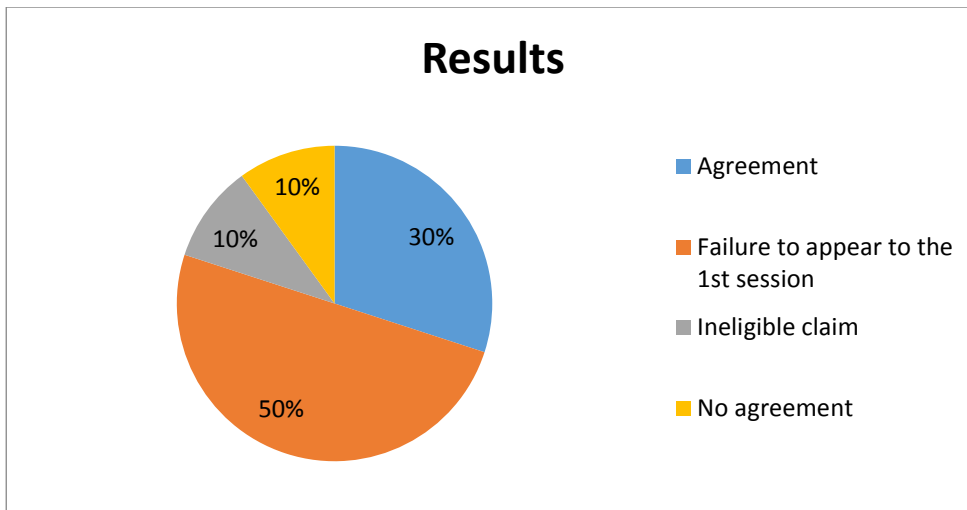


ADR ART & CULTURAL HERITAGE STATISTICS 2018 (01.01.2018 – 31.12.2018)

From 2015 to December 31st, 2018, the number of art & cultural heritage mediations increased up to 55.

1) Results

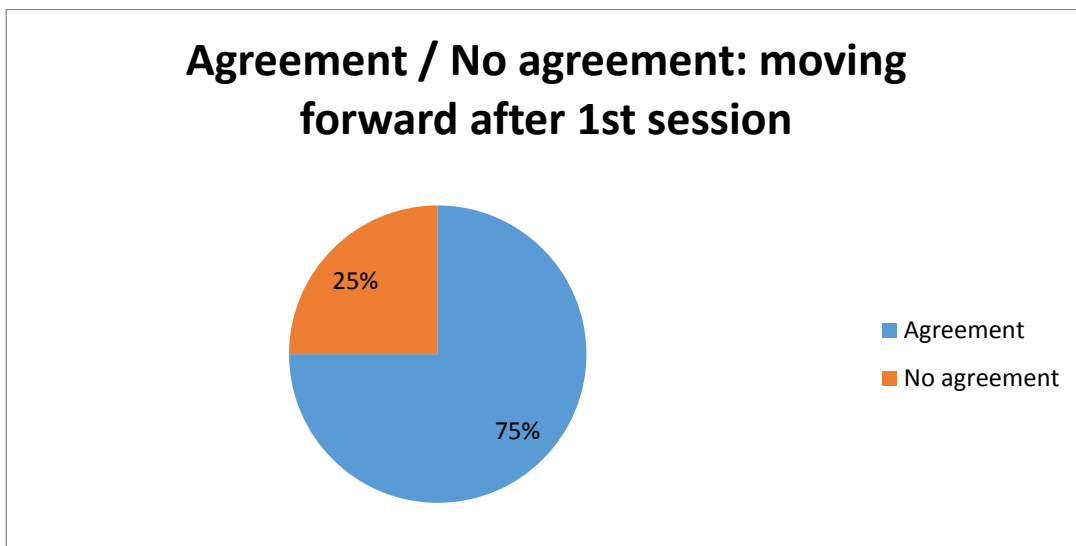
Agreement (30%), Failure to appear to the first session (50%), Ineligible claim (10%), No agreement (10%).
The percentage of agreements reached grew up to 30%, if compared to 2015-2017. Similarly, the percentage of failures to appear to the first session increased. This is partially due to the high number of voluntary mediations deposited by the filing party and not always accepted by the invited party.



2) Agreement/No agreement: moving forward after 1st session

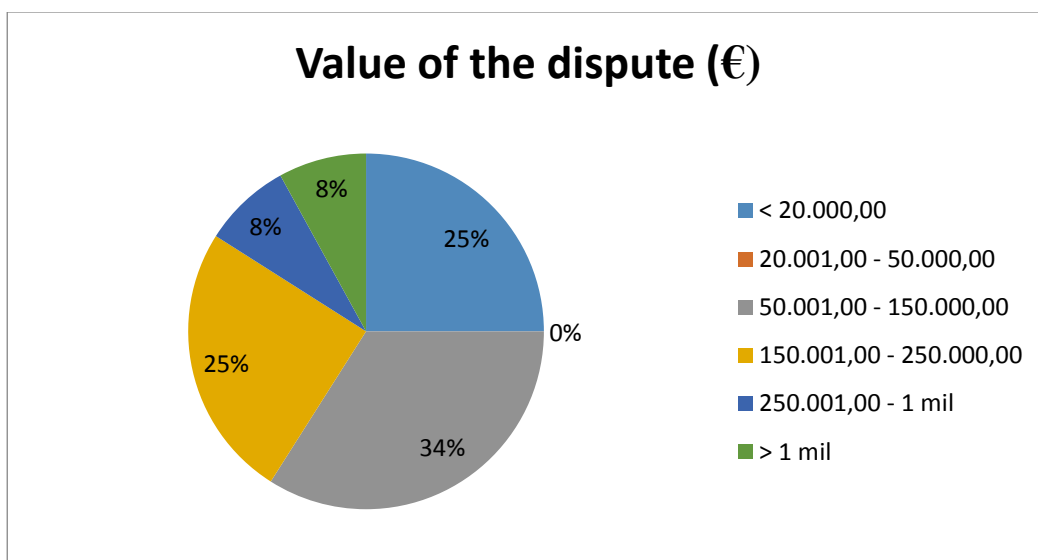
Agreement (75%), No agreement (25%).

The percentage of agreements reached / not reached is stable when compared to 2015-2017.



3) Value of the dispute (€)

The disputes with a low value (<20.000 EUR) grew up to 25%, a higher percentage if compared with the 18% of 2015-2017. Similarly, the percentage of disputes with a medium value (50.000,01 – 150.000,00 EUR) increased up to 25%. Here, the claimed objects were mainly prints, drawings, jewels and ancient furniture. Differently, the level of disputes above 1 million EUR decreased to 8%, a lower percentage if compared to the 15% of 2015-2017.



4) Contractual / Non-Contractual Mediations

Contractual (30%), Non-Contractual (70%).

The number of non-contractual mediations increased up to 70% if compared with the results of previous years. This data is mainly due to the growth of voluntary mediations. Though, it is important to remember that art & cultural heritage written contracts are very rare. Indeed, only 10% of art-mediations of 2018 were deposited because of a contractual ADR-clause included in the agreement between the parties.

